

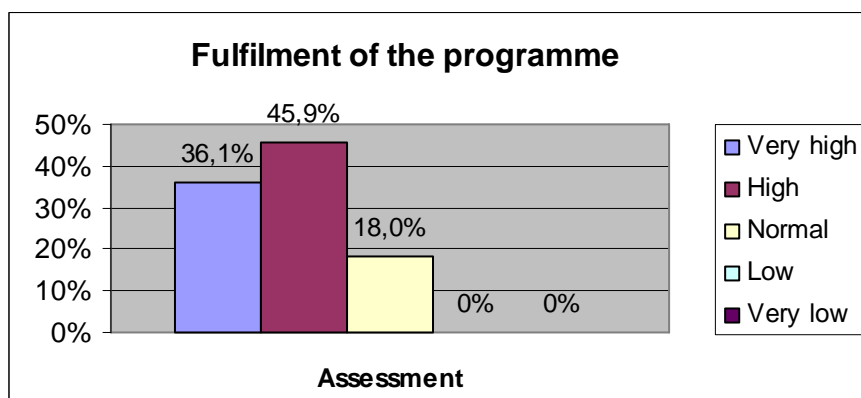
E-CONS NETWORK EVALUATION OF THE SECOND E-CONS EUROPEAN TEACHERS' MEETING (Comenius 3)

From the 26th to the 28th of October 2006, the European School of Consumers of the Government of Cantabria (coordinator institution, as representative of the Spanish Network of Consumer Education, of the Thematic Network of Consumer Education E-CONS Comenius 3) has organized the Second European Teachers' Meeting.

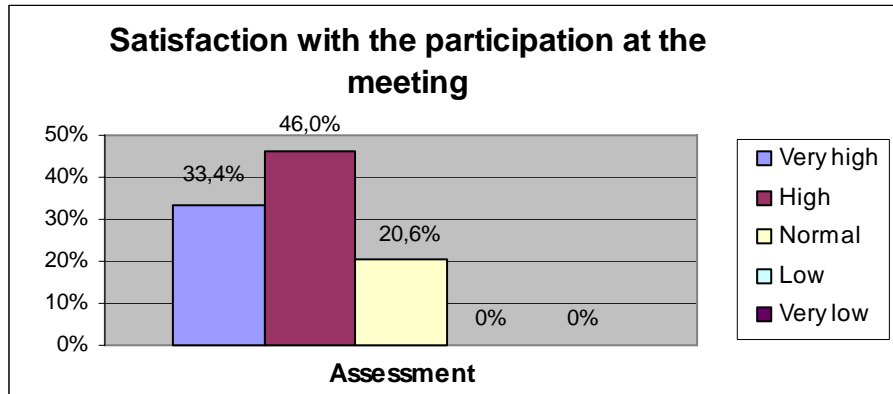
150 representatives of the field of consumer affairs have participated in this Meeting: consumer associations, teachers, public and private institutions, from the following European countries:

- Spain: the Autonomous Communities of Andalucía, Aragón, Canarias, Cantabria, Castilla-La Mancha, Castilla y León, Cataluña, Comunidad Valenciana, Extremadura, Galicia, Madrid, Murcia, Comunidad Vasca and La Rioja.
- The rest of the European countries: Czech Republic, Belgium, Bulgaria, France, Germany, Greece, Italy, Latvia, Lithuania, Luxembourg, Poland, Portugal, Romania, Slovakia, Slovenia and United Kingdom.

At the end of the Seminar, each participant received an evaluation questionnaire to assess the participants' level of satisfaction regarding various aspects. The results of these questionnaires are as follows:

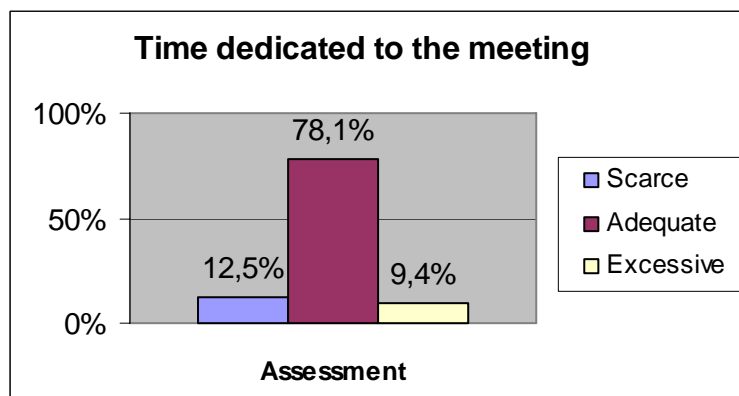


With respect to the level of fulfilment of the programme, all participants think that the programme has been fulfilled; 82% of the Meetings' participants have evaluated it as "High" or "Very high" and 18% as "Normal". Nobody has evaluated it as "Low" or "Very low".

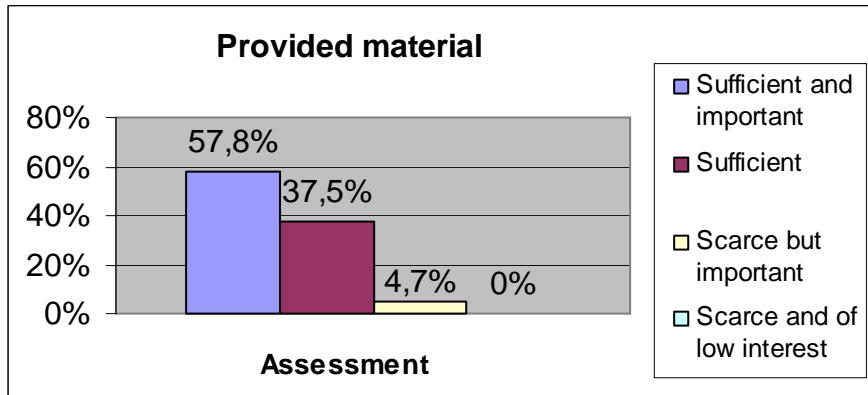


All participants have been satisfied with their assistance at the Meeting: because they could exchange experiences, get to know new projects and works, find partners for their own projects, see elaborated materials and obtain ideas for themselves and future activities.

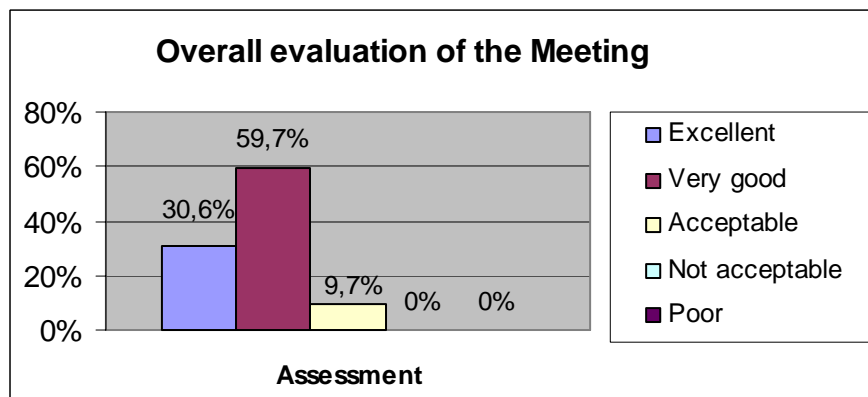
79,4% of the participants say that their satisfaction in participating at the Meeting has been “High” or “Very high”, 20,6% think it has been “Normal”.



78,1% of the participants think that the time dedicated to the Meeting has been adequate. 12,5% say it would have been better to have more time to learn more people and exchange knowledge and experiences. 9,4% think that the time has been excessive.



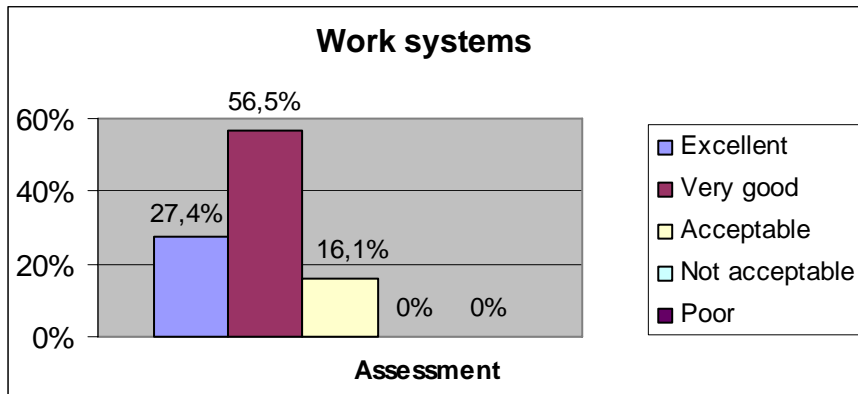
95,3% of the participants believe that the material provided at the beginning of the Meeting has been “Sufficient and important” or “Sufficient”. 4,7% think that it has been important but they had prefer to get more material.



In general aspects, 90,3% of the participants evaluate the Meeting as “Excellent” (59,7%) and “Very good” (30,6%). 9,7% evaluate the Meeting as “Acceptable”. Nobody has evaluated the Meeting as “Not acceptable” or “Poor”.

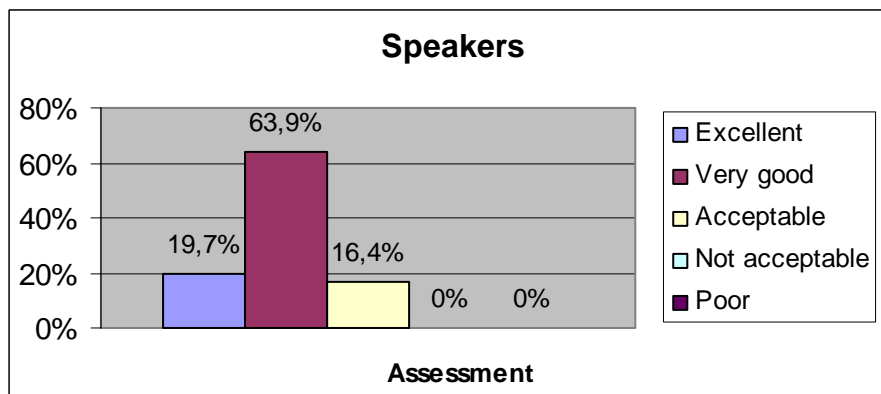
How do you evaluate the following aspects of the Meeting?

1.



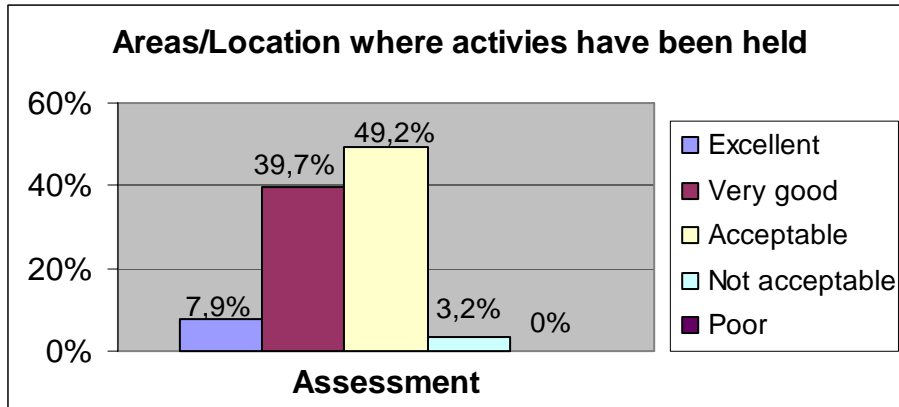
As to the work systems during the Meeting consisting of speeches and work groups, all the participants think it was adequate. 27,4% evaluate it with “Excellent”, 56,5% with “Very good” and 16,1% with “Acceptable”. Nobody thinks it was “Not acceptable” or “Poor”.

2.



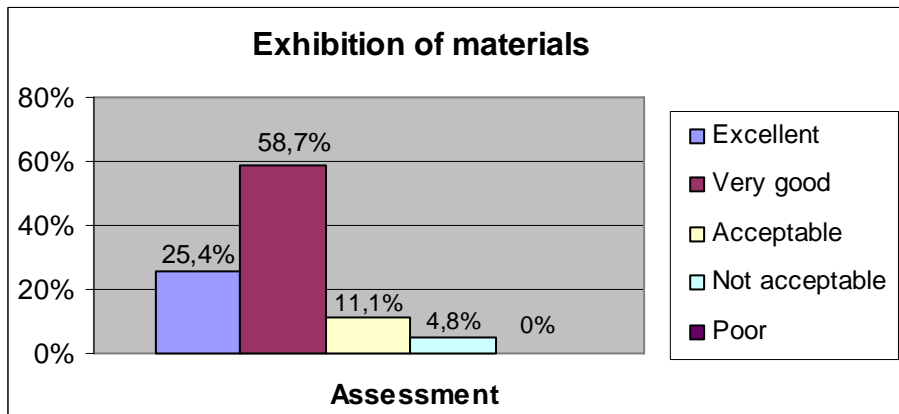
83,6% of the participants show a great satisfaction with the selection of the speakers. 19,7% of the speakers have received an “Excellent” and 63,9% a “Very good”. 16,4% evaluate them as “Acceptable”.

3.



The activities have been held in the meeting rooms of the Hotel Summit in Rome. 96,8% of the participants have evaluated the location very positively - 7,9% as “Excellent” and 39,7% as “Very good”. 49,2% think it was “Acceptable” and 3,2% “Not acceptable”.

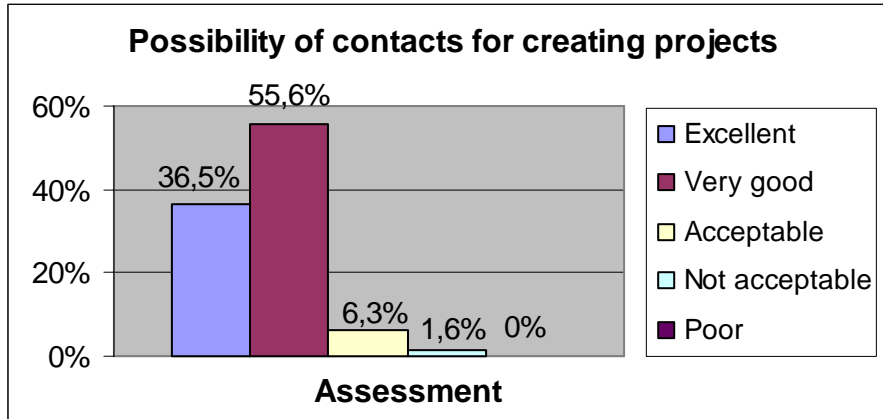
4.



All the materials sent to the Meeting have been exhibited in one meeting room of the Hotel Summit.

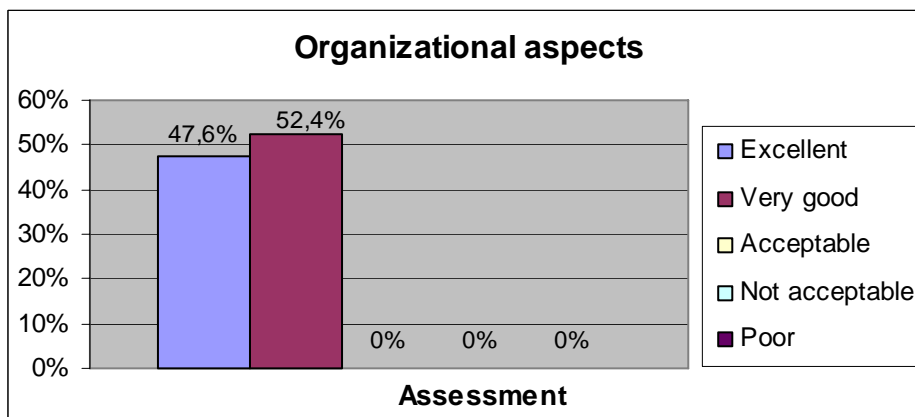
This exhibition has been evaluated positively by 95,2% of the participants. 25,4% has evaluated it as “Excellent”, 58,7% as “Very good” and 11,1% as “Acceptable”. 4,8% think that it was “Not Acceptable”. Nobody thinks it was “Poor”.

5.



98,4% of the participants evaluate positively the possibility of creating contacts during the Meeting as well as in the work groups. 36,5% of them think it was “Excellent”, 55,6% say it was “Very good” and 6,3% “Acceptable”. 1,6% have consider it as “Not acceptable”.

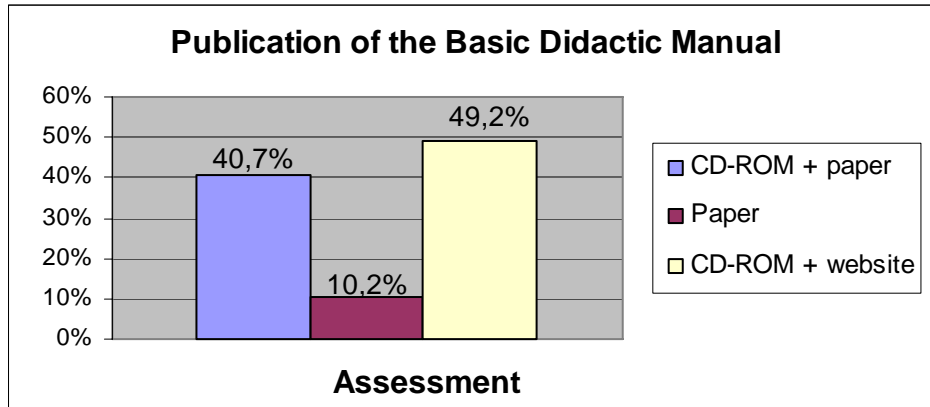
6.



With respect to the aspects related to the organization, 100% of the participants evaluate them positively: 47,6% “Excellent” and 52,4% “Very good”. Nobody thinks that the organizational aspects have been “Not acceptable” or even “Poor”.

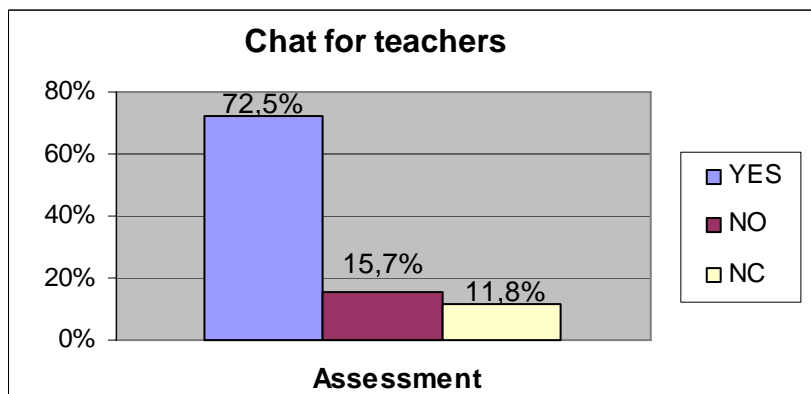
Other important aspects for the E-CONS NETWORK:

1.



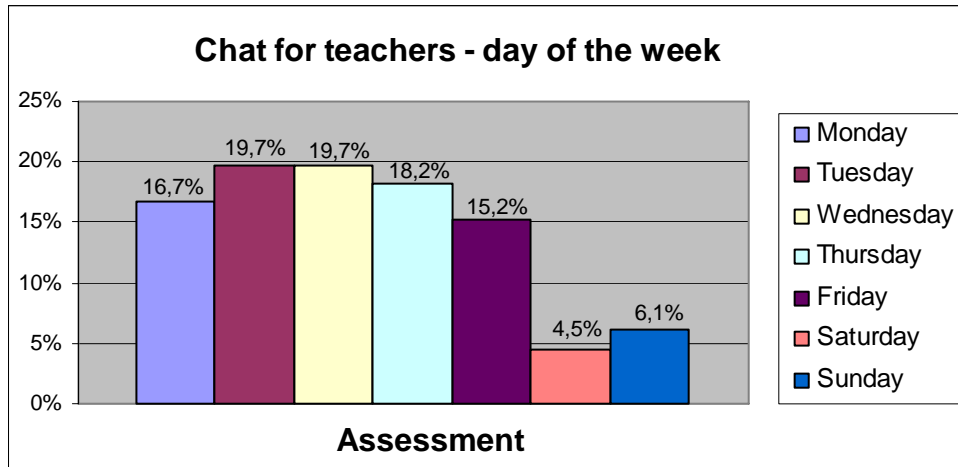
With respect to the publication of the Basic Didactic Manual for the Consumer Education in the Classroom, 40,7% of the participants prefer to edit the manual on CD-ROM in full colour and one ink and to publish only a small number of copies on paper. 10,2% of the participants think that the manual should be published only on paper because the schools do not have computers and it would be easier to use the manual. 49,2% prefer to edit the manual only on CD-ROM and to place in on the website in order to save financial means and paper.

2.



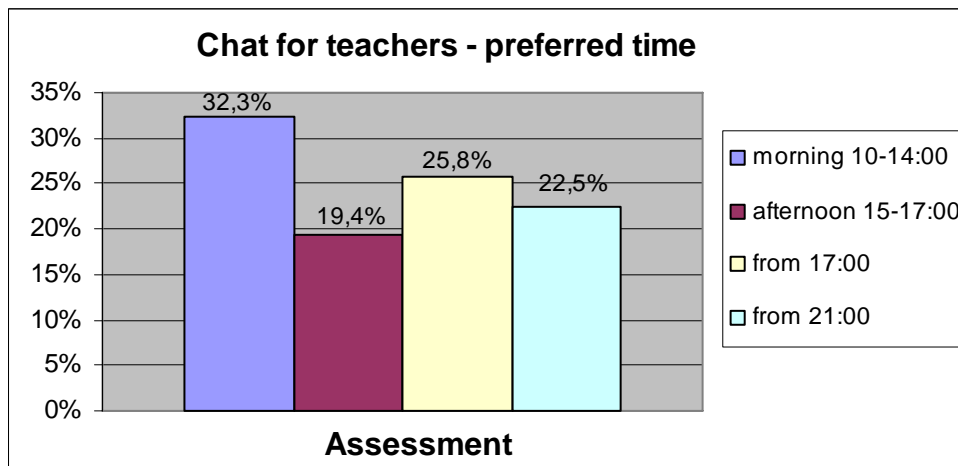
The E-CONS Network is organizing a chat for teachers on the E-CONS website. 72,5% of the participants is willing to participate in this chat whereby 15,7% is not willing and 11,8% does not know.

3.



Regarding the day of the week to carry out this chat, Tuesday and Wednesday have been selected as the preferred days by 19,7% of the participants respectively. 18,2% has selected Thursday, 16,7% Monday and 15,2% Friday. 4,5% of the participants prefer Saturday and 6,1% Sunday.

4.



48,3% of the participants could participate in the chat from 17:00 (25,8%) and from 21:00 (22,5%). 32,3% of the participants prefer to hold the chat in the morning between 10:00 and 14:00 and 19,4% in the afternoon between 15:00 and 17:00.